



MATERIAL LIFT

4 - POST



Features:

- Easy To Install
- Completely Free-Standing
- Fully Assembled And Wired
- Unlimited Capacity, Lift Height And Platform Sizes
- Meets All National Codes For Vertical Reciprocating Conveyors

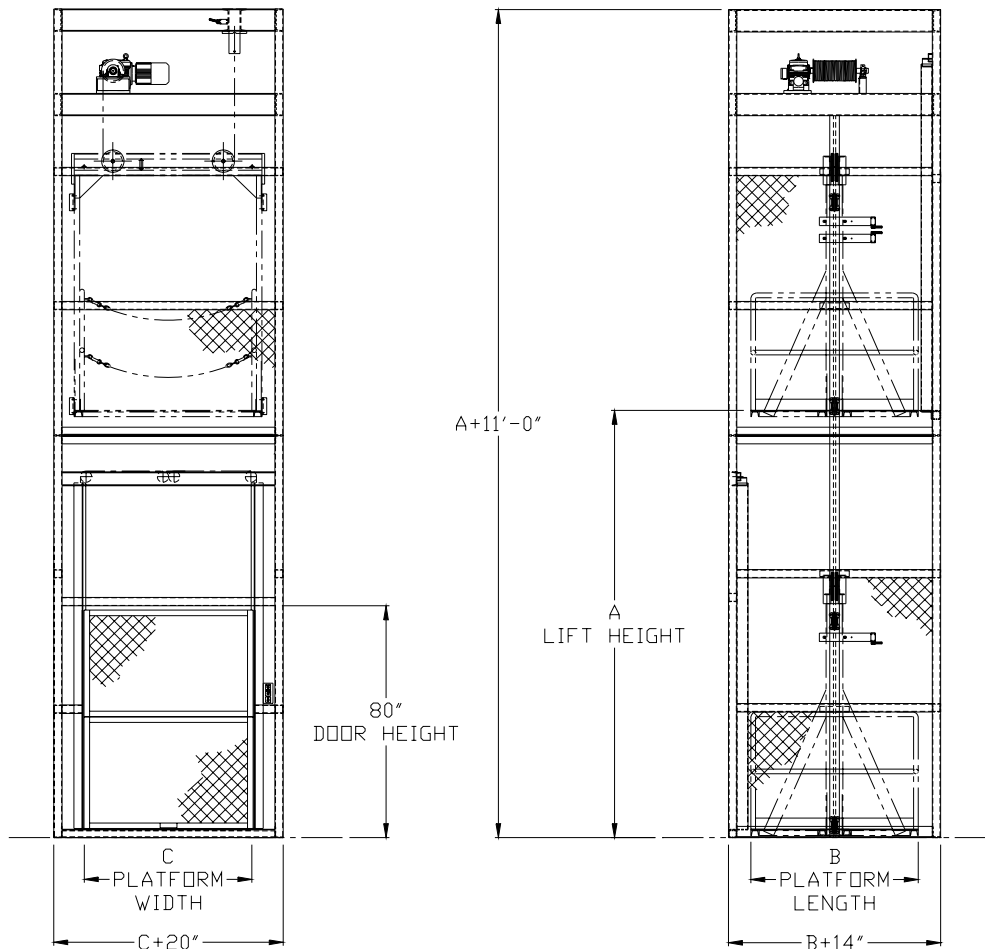


ESSEX - RISE CORPORATION

4 FAIRFIELD CRESCENT - WEST CALDWELL, NJ 07006


(973) 575-7483PH - (973) 575-0576FX

WWW.ESSEXRISE.COM



Standard Features

- The Lift is powered Up/Down via momentary contact pushbutton with E-stop at each level and is equipped with upper/lower travel, upper over travel and slack cable limit switches. Motor starting is via a full voltage reversing magnetic contactor with solid-state overload, phase loss and jam protection. A NEMA I General Purpose indoor control package rating with 230/460/3/60 primary and 115 volt control circuit is standard.
- Car guides and rails are machined Elevator Tee rails with either sliding or roller guides for smooth car travel. Cable sheaves are machined steel with permanently sealed and lubricated ball bearings. The (2) lifting cables have a 5:1 safety factor minimum and include a free-fall safety to prevent the platform from an uncontrolled decent should the cables break.
- Heavy duty hoisting system includes but not limited to; right angle helical bevel or worm reducer direct coupled to the winding drum. Machined steel/cast iron winding drum is dual grooved for two wire ropes and is supported in relubricatable, heavy duty mounted ball or roller bearings. The motor is hoist duty rated, direct coupled to the reducer and provided with a "Fail-Safe" spring applied, electrically released brake.
- Standard operating speed of the Lift is 20 feet per minute with other speeds available.
- Frame and Platform is of welded construction using carbon steel structural shapes, angles and plate. The platform will have hand-rails with toe plates on the unused sides and dual snap chains on the access ends. All fabricated components are power tool and solvent cleaned then finished with high gloss, Machinery Grey enamel.
- A safety gate and enclosure is quoted as standard equipment and includes elevator style interlocks to prevent the door from being opened if the car is not present and the car from moving if the door is open.
- Available options include; Multiple Levels, Automatic Loading/Unloading, Car Gates, Full Height Enclosures, Watertight/Dusttight And Explosion Proof Controls, and many other frequently requested features.



ESSEX - RISE CORPORATION

4 FAIRFIELD CRESCENT, WEST CALDWELL, NJ 07006

(973) 575-7483PH - (973) 575-0576FX